

ARMSTRONG



Motor Mounted Centrifugal Pumps

FILE NO:	42.10
DATE:	May 13, 2009
SUPERSEDES:	42.10
DATE:	Oct. 23, 2007

Features That Ensure Performance Excellence!



► Volute

Radially-split volute can be left in the line while servicing the pump, eliminating needless disconnecting of pipes. Tapped openings are provided for venting, draining and gauge connections.

► Impeller

High strength engineered resin or bronze impeller reduces axial thrust to a minimum, ensuring smooth performance and long life.

► Motor

The motor is equipped with heavy-duty, permanently lubricated ball bearings adequately rated to accommodate impeller radial loads and residual hydraulic thrusts. Designed to operate at 3600 rpm.

► Applications

- Cooling Towers
- HVAC
- General Purpose

► Materials of Construction

		Bronze Fitted Pump	All Bronze Pump
Volute		Cast Iron	Bronze
Volute Cap Screws			Steel
Impeller		PEI Resin or Bronze	
Mechanical Seal (Type 21)	Insert		Carbon
	Seat		Ceramic
	Bellows		Viton
	L-Cup		Viton
	Retainer		Stainless Steel
	Spring		Stainless Steel
Motor/Bracket			Aluminum
Faceplate			Stainless Steel

► Mechanical Seal

Self-lubricating, prevents liquid spillage. A carbon face rotating against a stationary ceramic seat provides positive sealing up to full design pressure (Type 21).

► Adaptor

Aluminum die cast, with integral support foot, delivering lightweight, durable construction.

► Shaft

Motor shaft extends through to impeller, eliminating intermediate bearing bracket for close coupled design.

► Back Pull-Out Design

Eliminates the need to break piping connections when servicing the pump. The motor, with bracket and impeller attached, can be easily withdrawn from the volute after moving the volute capscrews.

► Optional Equipment

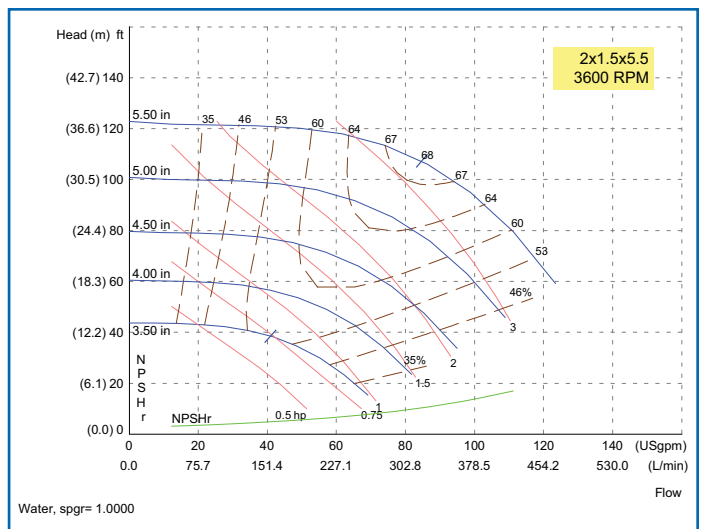
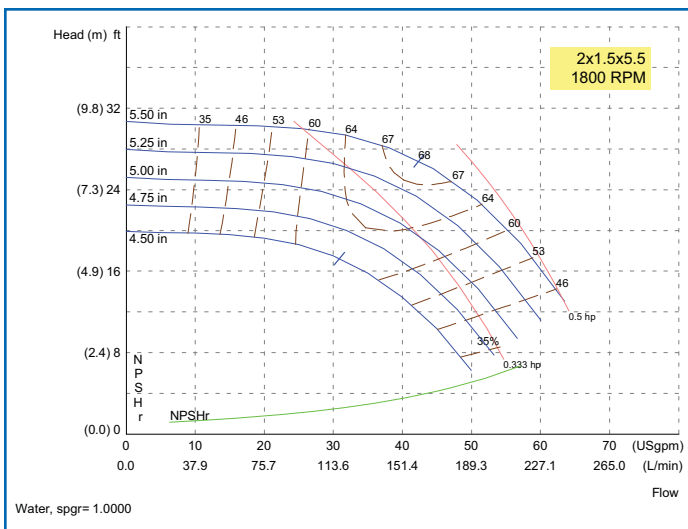
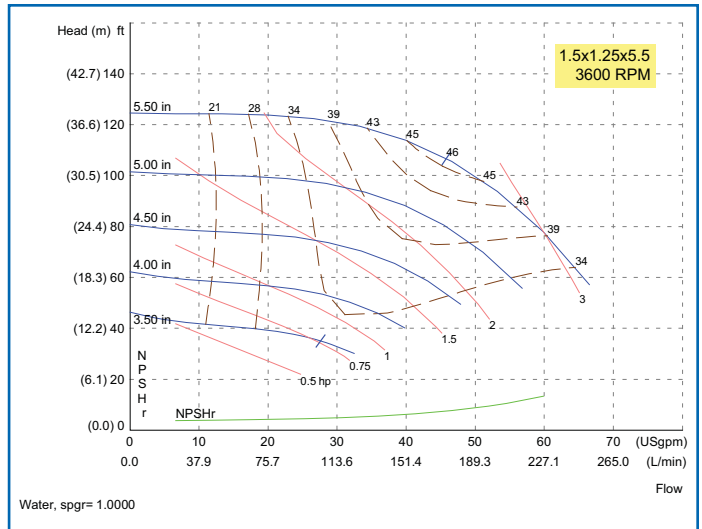
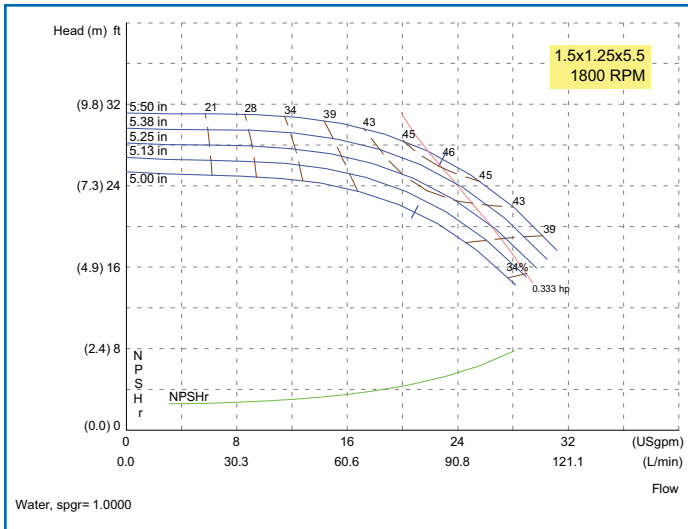
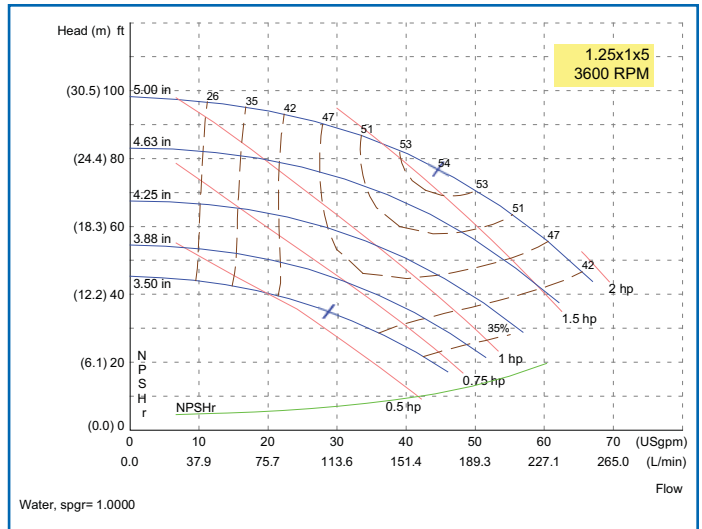
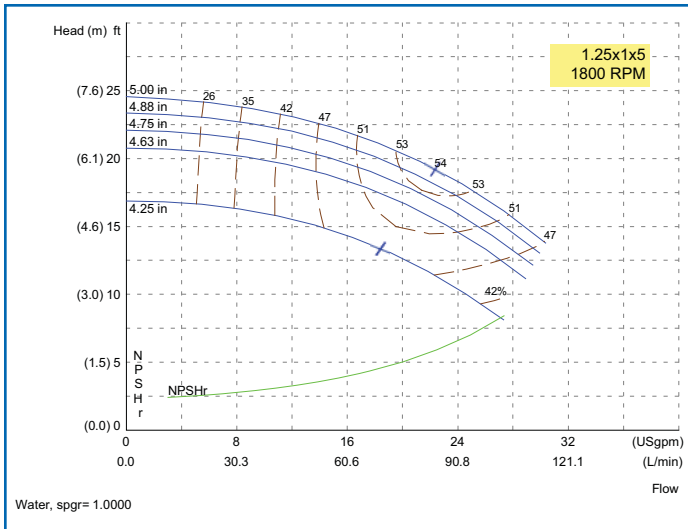
Seal Flushline

► Technical Data

Suction Size:	1 1/4", 1 1/2", 2"
Max. Flow (3600 rpm):	130 USgpm (8.2 L/s)
Max. Head (3600 rpm):	130 ft (39.6 m)
Max. Working Pressure:	150 psig (1034 kPa)
Max. Operating Temperature:	275°F (135°C)

Motor Mounted Centrifugal Pumps

► Performance Curves

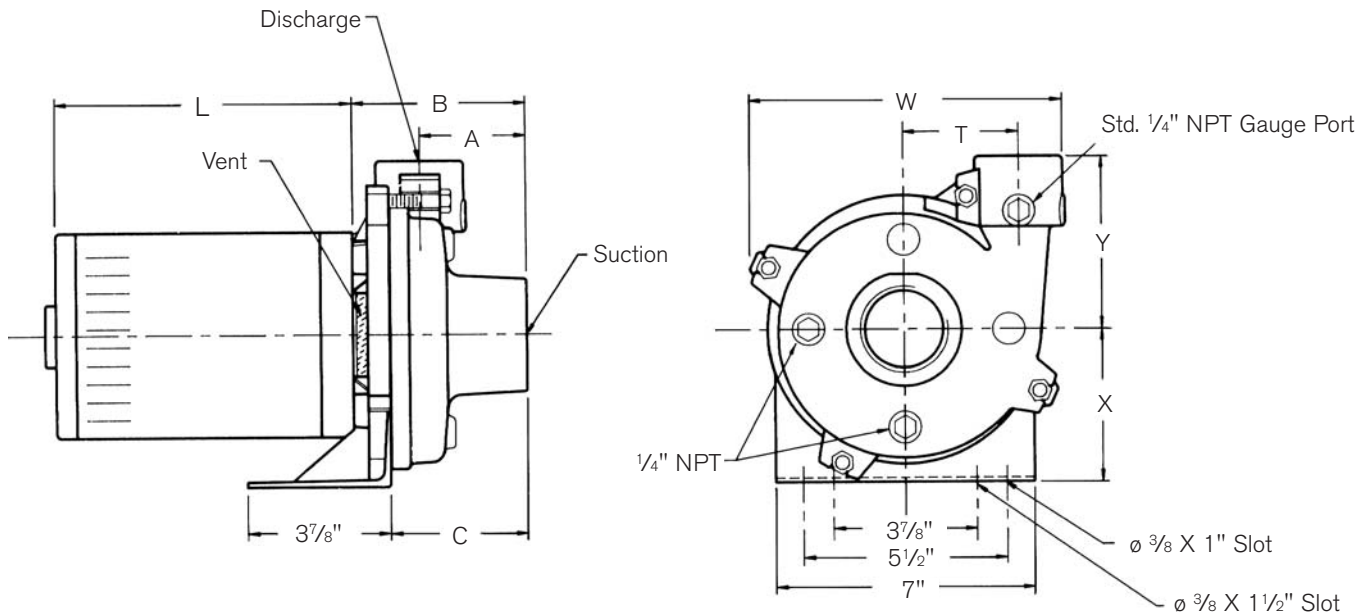


► Dimensions

Model	A	B	C	W	T	X	Y
1 1/4" x 1"	2 7/8 (73)	4 3/4 (121)	3 13/16 (97)	8 1/4 (210)	3 1/8 (79)	4 9/16 (106)	4 3/4 (121)
1 1/2" x 1 1/4"	2 7/8 (73)	4 3/4 (121)	3 13/16 (97)	8 1/3 (212)	3 1/8 (79)	4 9/16 (106)	4 3/4 (121)
2" x 1 1/2"	2 7/8 (73)	4 3/4 (121)	3 13/16 (97)	8 1/2 (216)	3 1/8 (79)	4 9/16 (106)	4 3/4 (121)

Motor	L
1/3, 1/2, 3/4 hp	9 ² / ₇ (236)
1 hp	9 ⁷ / ₉ (248)
1 1/2 hp	10 ² / ₁₁ (259)
2, 3 hp	11 ² / ₁₁ (284)
5 hp	11 ³ / ₈ (289)

Note: Dimensions are in inches (mm). For exact dimensions please write factory.
All pump sized are provided with NPT screwed connections.



► Typical Specifications

Furnish and install, as shown on the plans and specifications, an Armstrong Series 4270 End Suction Motor Mounted Centrifugal Pumping Unit suitable for 150 psig (1034 kPa) working pressure with radially-split _____ casing, PEI resin or bronze impeller, 416 stainless steel shaft and single inside-type 21 mechanical seal. The driving motor shall be horizontal, solid shaft, squirrel cage induction motor with NEMA C flange and _____ enclosure, suitable for operation on a _____ volt, _____ cycle _____ phase power supply. The complete unit shall be suitable for _____ as shown on the pump schedule, or for the following service: _____, capacity _____ USgpm (L/s), total head _____ feet (m), liquid _____, temperature _____ °F (°C), viscosity _____ SSU, pump size _____, speed _____ rpm, motor rating _____ hp.

EXPERIENCE BUILDING...

S. A. Armstrong Limited
23 Bertrand Avenue
Toronto, Ontario
Canada, M1L 2P3
T: (416) 755-2291
F (Main): (416) 759-9101

Armstrong Pumps Inc.
93 East Avenue
North Tonawanda, New York
U.S.A., 14120-6594
T: (716) 693-8813
F: (716) 693-8970

Armstrong Holden Brooke Pullen
Wenlock Way
Manchester
United Kingdom, M12 5JL
T: +44 (0) 161 223 2223
F: +44 (0) 161 220 9660

ARMSTRONG 



© S.A. Armstrong Limited 2008

For Armstrong locations worldwide, please visit www.armstrongpumps.com